

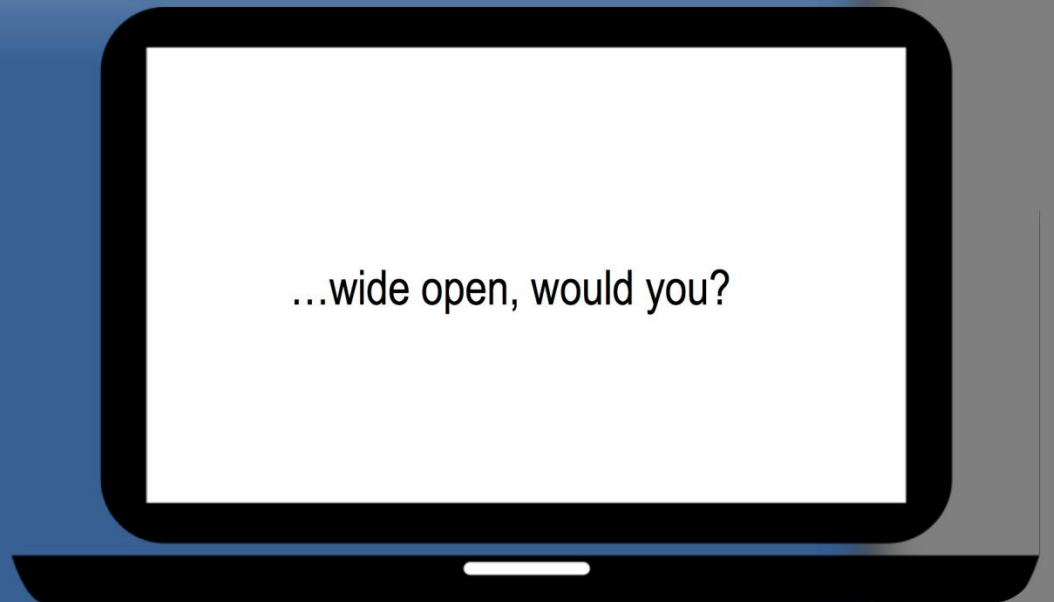

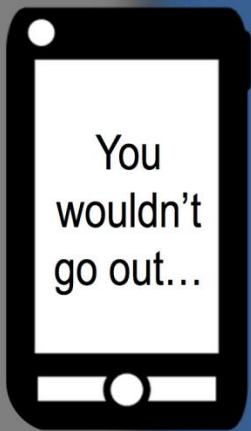
Questions?

Contact the OIT Help Desk

Phone: 202-885-2550

E-mail: helpdesk@american.edu

IM: AskAmericanUHelp



PROTECT YOURSELF – LOCK YOUR DEVICES

Leaving your devices unlocked provides access to your data. Remember to lock your screen when you finish using your computer, laptop, or phone. For added security, set your device to automatically lock when it goes to sleep.



STOP | THINK
CONNECT™



Brought to you by the Office of Information Technology
2013 Information Security Awareness Contest Poster Winner
www.facebook.com/VideoPosterContest

IT'S A JUNGLE IN THERE.



Just like a jungle, the Internet can be a wonderful place — but it can also be dangerous without the proper precautions.

Visit **STOP.THINK.CONNECT.** to learn more about how to fight against the risks that roam the Web.




Brought to you by the Office of Information Technology
2013 Information Security Awareness Contest Poster Winner
www.facebook.com/VideoPosterContest

Questions?

Contact the OIT Help Desk
Phone: 202-885-2550
E-mail: helpdesk@american.edu
IM: AskAmericanUHelp

STOPTHINKCONNECT.ORG




STOP | THINK | CONNECT™

The Only Takes

SECONDS



STOP | THINK | CONNECT™



For them to Take EVERYTHING

HERE ARE SOME TIPS TO KEEP YOUR IDENTITY SAFE

- Double check what you post online and make sure you want it to be permanent.
- Educate yourself about internet and computer privacy options.
- Be cautious when publishing personal information (Full Name, Address, Age, etc.) on social media sites.
- Anyone can seem legitimate. Do your research before proceeding with your transactions.
- Make your passwords easy for to yourself to remember, but difficult for others to figure out.






Brought to you by the Office of Information Technology
2013 Information Security Awareness Contest Poster Winner
www.facebook.com/VideoPosterContest

Questions?

Contact the OIT Help Desk
Phone: 202-885-2550
E-mail: helpdesk@american.edu
IM: AskAmericanUHelp

4 Simple Steps on How-To Keep a Clean Machine



-  **Keep Security Software Current**
Having the latest security software, web browser, and operating system are the best defenses against viruses, malware, and other online threats.
-  **Protect All Devices Connected**
Anything connected to the Internet along with computers, smart phones, gaming systems, and devices also need protection from viruses and malware.
-  **Automate Software Updates**
Many software programs will automatically connect and update to defend against known risks. Turn on automatic updates if that's an available option.
-  **Plug & Scan**
USB's and other external devices can be infected by viruses and malware. Be sure and use your security software to scan them on a regular basis.

Courtesy of The Higher Education Information Security Council



Brought to you by the Office of Information Technology
2013 Information Security Awareness Contest Poster Winner
www.facebook.com/VideoPosterContest

Questions?

Contact the OIT Help Desk
Phone: 202-885-2550
E-mail: helpdesk@american.edu
IM: AskAmericanUHelp